


Agilent

## N4421B S-Parameter Test Set

10 MHz to 50 GHz

Technical Overview



### Expand your 2-port PNA Series network analyzer to a complete 4-port solution

- Compatible with Agilent PNA & PNA-L network analyzers
- Solid-state switches for fast and reliable measurement
- Balanced measurement capability
- Control via network analyzer with PNA/PNA-L Option 550



Agilent Technologies

## Multiport Measurements – An Introduction



2-port PNA network analyzer utilizing the 2-port N4421B Test Set.

Many of today's wireless communications and broadband components have four or more ports. These components require multiple connections for complete characterization with a network analyzer. However, time-to-market pressures require that today's components be tested quickly while maintaining high levels of accuracy and high repeatability to achieve production volumes.

Network analyzer sweep speed is only one factor that contributes to the overall throughput that can be achieved in measuring multiport components. The overall throughput depends on how quickly the component can be connected and the system can transition from one measurement path to the next and process that data. Multiport test sets dramatically reduce overall tune and test times because the DUT only needs to be connected once to test multiple signal paths. Minimizing the number of connections also reduces operator fatigue and lowers the chance of connection to the wrong port. In addition, fewer connections mean less wear on cables, connectors, fixtures and DUTs. A multiport test set is especially valuable in manufacturing applications where the time required for device connection, handling, and/or configuration is significantly greater than the test time. In these situations, a test set provides a solution that supports operators or part-handlers in increasing throughput.

## N4421B S-Parameter Test Set



N4421B S-Parameter Test Set front and rear panels.

The Agilent N4421B S-parameter test set, combined with a 2-port PNA or PNA-L network analyzer and Option 550, offers a complete solution for 4-port measurements.

### Features:

- Compatible with Agilent PNA & PNA-L network analyzers
- Solid-state switches for fast and reliable measurement
- Balanced measurement capability
- Control via network analyzer with PNA/PNA-L Option 550

## Signal Integrity Applications



Agilent N1957B Physical Layer Test System for 4-port, 50 GHz signal integrity measurements.

Agilent's Physical Layer Test Systems (PLTS) solutions provide the highest accuracy and most comprehensive tool set for model extraction and characterization of single-ended and differential physical-layer interconnects, or balanced-RF and microwave components with frequency coverage up to 67 GHz. These test solutions offer single-ended, balanced, and mixed-mode measurements in both frequency and time-domain, and eye-diagram analysis with a simple to use graphical user interface.

### Features

- Analyze eye diagram for high bit rates
- Extract RLCG for differential transmission line modeling
- Improve design with spatial resolution of 14.4 ps

For additional PLTS information, please visit:

[www.agilent.com/find/plts](http://www.agilent.com/find/plts)

## RF & Microwave Electronic Calibration (ECal)



Agilent offers both 2- and 4-port ECal modules from 300 kHz to 67 GHz.

Multipoint applications can quickly increase calibration complexity. Connecting mechanical standards to multiple ports requires intensive operator interaction, which is prone to error. With ECal, a full one- to four-port calibration can be accomplished with a single connection to the ECal module with minimal operator interaction. The operator simply connects the ECal module via a single USB cable to the network analyzer. The network analyzer controls the calibration process. Easy-to-use operation of the multipoint system minimizes measurement setup time and results in faster and more repeatable calibrations.

### Features:

- Fast 2-, 3- and 4-port calibrations up to 67 GHz with a single connection (2-port up to 67 GHz and 4-port up to 20 GHz)
- NIST traceable, accurate calibration
- Direct control via single USB interface
- Reliable solid-state switching
- Reduced connector wear and less error prone (compared to mechanical calibration)
- Nine connector types available and mixed connectors options

For additional Electronic Calibration and ECal information, please visit:

[www.agilent.com/find/ecal](http://www.agilent.com/find/ecal)

## System Performance Characteristics\*

### N4421B 4-port Test Set with PNA 10 MHz to 50 GHz

\* The following characteristics are applicable for a system in the following configuration:

Network analyzer: E8364B with Option 014  
 Test set: Agilent N4421B  
 Calibration technique: Four-port SOLT

#### Dynamic range

Transmission measurements at 10 Hz IF bandwidth, with four-port error correction.

Frequency range	Dynamic range		Max power
	Max power	-12 dBm	
10 to 45 MHz	73	59	2
45 to 500 MHz	89	75	2
500 MHz to 2 GHz	112	95	5
2 to 10 GHz	113	96	5
10 to 20 GHz	107	93	2
20 to 30 GHz	95	85	-2
30 to 40 GHz	85	79	-6
40 to 45 GHz	79	74	-7
45 to 50 GHz	69	69	-12

#### Measurement port characteristics

Residual uncertainties for corrected data. These apply for 25 °C with less than 1 °C variation from calibration.

#### Calibration kit: 85056A

Description	45 MHz to 2 GHz	2 to 20 GHz	20 to 40 GHz	40 to 50 GHz
Directivity (dB)	42	42	38	36
Source match (dB)	41	38	33	31
Load match (dB)	42	42	37	35
Refl. tracking (mag)	0.001	0.008	0.020	0.027
Refl. tracking (phase)	0.009	0.054	0.133	0.180
Trans. tracking (mag)	0.016	0.045	0.097	0.180
Trans. tracking (phase)	0.107	0.296	0.643	1.186

#### Calibration Kit: 85056D

Description	45 MHz to 2 GHz	2 to 20 GHz	20 to 40 GHz	40 to 50 GHz
Directivity (dB)	42	34	26	26
Source match (dB)	40	30	24	23
Load match (dB)	42	33	25	25
Refl. tracking (mag)	0.002	0.029	0.079	0.075
Refl. tracking (phase)	0.016	0.189	0.525	0.492
Trans. tracking (mag)	0.018	0.111	0.326	0.483
Trans. tracking (phase)	0.118	0.734	2.149	3.189

#### Test set typical performance

Frequency range 10 MHz to 50 GHz  
 Transition time (10 to 90%) 14 ps  
 Impedance 50 Ohms (nom)  
 Maximum operating level +20 dBm  
 Damage level +30 dBm  
 Test port connectors 2.4 mm (m)  
 RF connectors 2.4 mm (f)  
 Weight 9 kg

## System Performance Characteristics\*

### N4421B 4-port Test Set with PNA-L 10 MHz to 50 GHz

\* The following characteristics are applicable for a system in the following configuration:

Network analyzer: N5230A with Option 525  
 Test set: Agilent N4421B  
 Calibration technique: Four-port SOLT

#### Dynamic range

Transmission measurements at 10 Hz IF bandwidth, with four-port error correction.

Frequency range	Dynamic range		Max power
	Max power	-15 dBm	
10 to 45 MHz**	82	67	0
45 to 500 MHz	85	70	0
500 MHz to 2 GHz	103	88	0
2 to 10 GHz	91	76	0
10 to 20 GHz	86	71	0
20 to 30 GHz	76	69	-8
30 to 40 GHz	65	58	-8
40 to 45 GHz	49	49	-15
45 to 50 GHz	44	44	-15

\*\* typical

#### Measurement port characteristics

Residual uncertainties for corrected data. These apply for 25 °C with less than 1 °C variation from calibration.

#### Calibration kit: 85056A

Description	45 MHz to 2 GHz	2 to 20 GHz	20 to 40 GHz	40 to 50 GHz
Directivity (dB)	42	42	38	36
Source match (dB)	41	38	33	31
Load match (dB)	42	42	37	35
Refl. tracking (mag)	0.001	0.008	0.020	0.027
Refl. tracking (phase)	0.009	0.054	0.133	0.180
Trans. tracking (mag)	0.016	0.045	0.098	0.181
Trans. tracking (phase)	0.107	0.296	0.644	1.194


#### Calibration kit: 85056D

Description	45 MHz to 2 GHz	2 to 20 GHz	20 to 40 GHz	40 to 50 GHz
Directivity (dB)	42	34	26	26
Source match (dB)	40	30	24	23
Load match (dB)	42	33	25	25
Refl. tracking (mag)	0.002	0.029	0.079	0.075
Refl. tracking (phase)	0.016	0.189	0.525	0.492
Trans. tracking (mag)	0.018	0.111	0.326	0.486
Trans. tracking (phase)	0.118	0.735	2.152	3.210

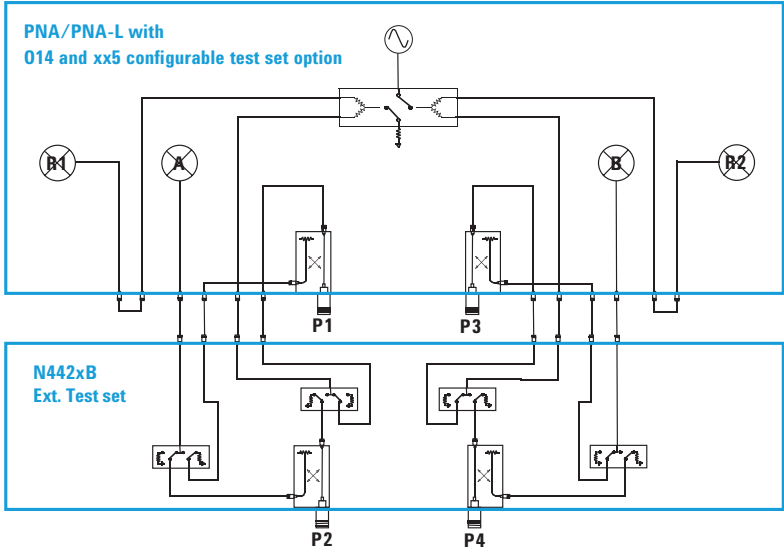
#### Test set typical performance

Frequency range 10 MHz to 50 GHz  
 Transition time (10 to 90%) 14 ps  
 Impedance 50 Ohms (nom)  
 Maximum operating level +20 dBm  
 Damage level +30 dBm  
 Test port connectors 2.4 mm (m)  
 RF connectors 2.4 mm (f)  
 Weight 9 kg

# Microwave 4-port Block Diagram



2-port PNA network analyzer utilizing the 2-port N4421B Test Set.



N44xxB block diagram.

## Configuration Options for N4421B Test Sets (10 MHz to 50 GHz)

### Recommended network analyzers:

#### **N5230A PNA-L Network Analyzer with Option 525 and 550**

Powerful general-purpose network analyzer.

#### **E8364B PNA Network Analyzer with Option 014 and 550**

Highest performance network analyzer with capabilities for advanced applications.

### Options descriptions:

#### **Option 525:**

Front panel access to source output, receiver inputs and couplers for a custom test set. Adds source attenuators for wider source power output. Compatible network analyzers: N5230A

#### **Option 550:**

Enables full, 4-port error correction and differential measurements on a 2-port network analyzer. External test set required. Compatible network analyzers: E8362/3/4B, E8361A, N5230A

#### **Option 014:**

Provides front panel access to source output, receiver inputs and couplers to configure a custom test set. Compatible network analyzers: E8362/3/4B, E8361A, N5250A

## Web Resources

The N4421B S-parameter test set is one of many Agilent multiport solutions from 2 to 16 ports.

Agilent multiport solutions are designed to test a variety of devices; from simple duplexers, for both front-end passive and active and wireless infrastructure components, to more complex integrated modules. These solutions optimize key hardware, firmware, and software features, which provide the best accuracy with the convenience of multiport connections and electronic calibration to achieve exceptionally fast measurement speeds.

\*For a complete list of Agilent multiport solutions, view or download the *“Agilent Test Solutions for Multiport and Balanced Devices”* Selection Guide (literature number 5988-2461EN) from our Web site.

Visit our Web sites for additional application and product information:

#### **\*Multiport Measurements**

[www.agilent.com/find/multiport](http://www.agilent.com/find/multiport)

#### **PNA and PNA-L Network Analyzers**

[www.agilent.com/find/pna](http://www.agilent.com/find/pna)

#### **Electronic Calibration Modules (ECal)**

[www.agilent.com/find/ecal](http://www.agilent.com/find/ecal)



## Agilent Email Updates

[www.agilent.com/find/emailupdates](http://www.agilent.com/find/emailupdates)

Get the latest information on the products and applications you select.



## Agilent Direct

[www.agilent.com/find/agilentdirect](http://www.agilent.com/find/agilentdirect)

Quickly choose and use your test equipment solutions with confidence.



[www.agilent.com/find/open](http://www.agilent.com/find/open)

Agilent Open simplifies the process of connecting and programming test systems to help engineers design, validate and manufacture electronic products. Agilent offers open connectivity for a broad range of system-ready instruments, open industry software, PC-standard I/O and global support, which are combined to more easily integrate test system development.

[www.agilent.com](http://www.agilent.com)

### Agilent Technologies' Test and Measurement Support, Services, and Assistance

Agilent Technologies aims to maximize the value you receive, while minimizing your risk and problems. We strive to ensure that you get the test and measurement capabilities you paid for and obtain the support you need. Our extensive support resources and services can help you choose the right Agilent products for your applications and apply them successfully. Every instrument and system we sell has a global warranty. Two concepts underlie Agilent's overall support policy: "Our Promise" and "Your Advantage."

#### Our Promise

Our Promise means your Agilent test and measurement equipment will meet its advertised performance and functionality. When you are choosing new equipment, we will help you with product information, including realistic performance specifications and practical recommendations from experienced test engineers. When you receive your new Agilent equipment, we can help verify that it works properly and help with initial product operation.

#### Your Advantage

Your Advantage means that Agilent offers a wide range of additional expert test and measurement services, which you can purchase according to your unique technical and business needs. Solve problems efficiently and gain a competitive edge by contracting with us for calibration, extra-cost upgrades, out-of-warranty repairs, and onsite education and training, as well as design, system integration, project management, and other professional engineering services. Experienced Agilent engineers and technicians worldwide can help you maximize your productivity, optimize the return on investment of your Agilent instruments and systems, and obtain dependable measurement accuracy for the life of those products.

#### United States:

(tel) 800 829 4444

(fax) 800 829 4433

#### Canada:

(tel) 877 894 4414

(fax) 800 746 4866

#### China:

(tel) 800 810 0189

(fax) 800 820 2816

#### Europe:

(tel) 31 20 547 2111

#### Japan:

(tel) (81) 426 56 7832

(fax) (81) 426 56 7840

#### Korea:

(tel) (080) 769 0800

(fax) (080) 769 0900

#### Latin America:

(tel) (305) 269 7500

#### Taiwan:

(tel) 0800 047 866

(fax) 0800 286 331

#### Other Asia Pacific

#### Countries:

(tel) (65) 6375 8100

(fax) (65) 6755 0042

Email: [tm\\_ap@agilent.com](mailto:tm_ap@agilent.com)

Contacts revised: 09/26/05

**For more information on Agilent Technologies' products, applications or services, please contact your local Agilent office. The complete list is available at:**

[www.agilent.com/find/contactus](http://www.agilent.com/find/contactus)

Product specifications and descriptions in this document subject to change without notice.

© Agilent Technologies, Inc. 2006

Printed in USA, August 22, 2006

5989-5508EN



**Agilent Technologies**